

Richmond Community Schools

35276 Division * Richmond, Michigan 48062 * (586) 727-3565 * www.richmond.k12.mi.us

Deborah Michon, President
Angela Pacitto, Vice President
Bridgette Shuboy, Secretary
Danielle Sutton, Treasurer
Kyle Simmons, Trustee
Margaret Teltow, Trustee
Sherri Zube, Trustee

Brian J. Walmsley, Ed.S.
Superintendent

**Richmond Early Childhood Learning Center
& Will L. Lee Elementary School**
68399 Forest
Richmond, Michigan 48062
Heidi Mangune, Principal

Richmond Middle School
35250 Division
Richmond, Michigan 48062
Keith Bartels, Principal

Richmond High School
35320 Division
Richmond, Michigan 48062
Andrew Kastl, Principal

January 25, 2022

Dear Parents and Community Members: We are pleased to present you with the Annual Education Report (AER), which provides key information on the 2021-22 educational progress for Richmond Middle School (RMS). The AER addresses the complex reporting information required by federal and state laws. The school's report contains information about student assessment, accountability, and teacher quality. If you have any questions about the AER, please contact Andrew Kastl for assistance.

The AER is available for you to review electronically by visiting the following web site www.richmond.k12.mi.us, or you may review a copy in the main office.

For the 2021-22 school year, schools were identified using definitions and labels as required in the Every Student Succeeds Act (ESSA). A Targeted Support and Improvement (TSI) school is one that has at least one underperforming student subgroup. An Additional Targeted Support (ATS) school is one that has a student subgroup performing at the same level as the lowest 5% of all schools in the state. A Comprehensive Support and Improvement (CSI) school is one whose performance is in the lowest 5% of all schools in the state or has a graduation rate at or below 67%. Some schools are not identified with any of these labels. In these cases, no label is given.

Our school **HAS NOT BEEN GIVEN ANY OF THESE LABELS.**

Richmond High School continues to adapt to the changing landscape of secondary education in the era of Covid-19 and the challenges it has presented. We continue to focus on improving literacy and mathematics proficiency, while also being focused on providing social-emotional supports and adapting instruction to meet the need of our students. To help improve in this area, the high school has initiated the following programs:

1. After reviewing data, we have found that our students were underperforming on basic Algebra skills and Algebraic equations requiring multiple steps. In an effort to improve student skills, mathematics staff made modifications to the delivery of content in those content sub areas that addressed core mathematics skills. In addition, the district has brought in math consultants from the local ISD to provide critical analyzation and guidance.

Guaranteed Learning for All Students!

In compliance with Title VI of the Civil Rights Act of 1964, Title IX of the Education amendments of 1972, Section 504 of Rehabilitation Act of 1973, the Age Discrimination Act of 1975, Title II of the Americans with Disability Act of 1990, and Elliott-Larsen Civil Rights Act of 1977, it is the policy of the Richmond Community School District that no person shall, on the basis of race, color, religion, military status, national origin or ancestry, sex (including sexual orientation), disability, age (except as authorized by law,) height, weight, or marital status be excluded from participation in, be denied the benefits of, or be subjected to, discrimination during any program, activity, service or employment. Inquiries related to any nondiscrimination policies should be directed to the Superintendent, 35276 Division Road, Richmond, MI 48062, (586) 727-3565.

2. Students are taking the NWEA test, which will provide teachers with information on students' skill level in mathematics, reading and language usage. This way teachers can provide additional personalized instruction for these students.

3. In our math classes, students are receiving additional reinforcement of these skills on the Khan Academy. Students PSAT results are imported into this program that then determines individual strengths and weaknesses. The software then provides individual instruction and practice in the areas of need.

4. During the 2020-21 school year, we offered a class to students who wanted assistance in improving their SAT Math and Evidence Based Reading and Writing scores.

State law requires that we also report additional information. TO HAVE THIS LETTER MEET THE STATE REQUIREMENTS, EACH SCHOOL SHOULD PROVIDE A REPORT FOR THE TWO MOST RECENT YEARS ON THE FOLLOWING:

1. PROCESS FOR ASSIGNING PUPILS TO THE SCHOOL: Registered students request courses that align with the Michigan Merit Curriculum and follow their career path. Actual course scheduling occurs as a result of a combined effort between the Counseling department, Students and the Principal.

2. Status of the 3-5 Year School Improvement Plan: Richmond High School has four goals. These goals all revolve around improving academically in the core areas of reading, writing, math, science, social studies. All goals are in the implementation process. During the 20-21 school year, Richmond High School evaluated the scope and sequence of core classes offered. After reviewing data, a change to the scope and sequence in Science was made.

3. A BRIEF DESCRIPTION OF EACH SPECIALIZED SCHOOL: There are no separate specialized schools at Richmond High School. However, Richmond High School does participate in the IAM and Middle College programs administered by the MISD, the Pankow Vocational Center at L'Anse Creuse Public School, and New Haven High School.

4. IDENTIFY HOW TO ACCESS A COPY OF THE CORE CURRICULUM, A DESCRIPTION OF ITS IMPLEMENTATION, AND AN EXPLANATION OF THE VARIANCES FROM THE STATE'S MODEL: The core curriculum follows the Michigan Merit Curriculum Standards and Benchmarks. A copy is available at <http://www.richmond.k12.mi.us/> When you arrive at the above web page, scroll down and make your selection in the curriculum box. A copy of the required courses per grade level can be found in the Course Catalog on the Richmond web site. The only variances to the curriculum involve those students who are on a Personal Curriculum as developed under the direction of the Michigan Merit Curriculum.

5. THE AGGREGATE STUDENT ACHIEVEMENT RESULTS FOR ANY LOCAL COMPETENCY TESTS OR NATIONALLY NORMED ACHIEVEMENT TESTS:

Guaranteed Learning for All Students!



Student Growth Summary Report

Aggregate by School

Term: Fall 2020-2021
District: Richmond Community Schools

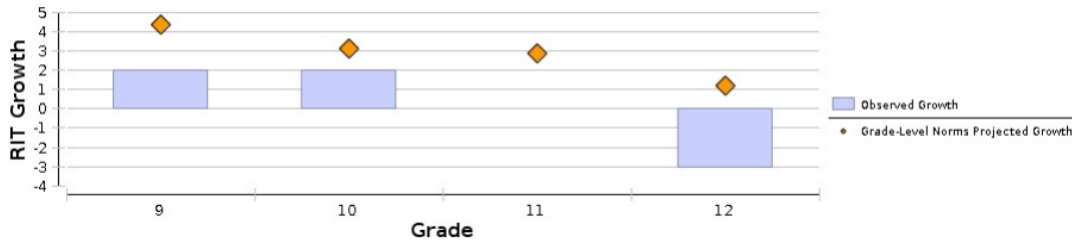
Norms Reference Data: 2020 Norms.
Growth Comparison Period: Fall 2020 - Fall 2021
Weeks of Instruction: Start - 2 (Fall 2020)
End - 4 (Fall 2021)
Grouping: None
Small Group Display: No

Richmond High School

Math: Math K-12

		Comparison Periods						Growth Evaluated Against								
		Fall 2020			Fall 2021			Growth		Grade-Level Norms			Student Norms			
Grade (Fall 2021)	Total Number of Growth Events†	Mean RIT Score	Standard Deviation	Achievement Percentile	Mean RIT Score	Standard Deviation	Achievement Percentile	Observed Growth	Observed Growth SE	Projected School Growth	School Conditional Growth Index	School Conditional Growth Percentile	Number of Students With Growth Projections	Number of Students Who Met Their Growth Projection	Percentage of Students Who Met Growth Projection	Student Median Conditional Growth Percentile
9	82	226.4	15.8	58	227.9	15.0	56	2	0.7	4.3	-1.51	7	82	29	35	33
10	101	224.3	13.0	43	226.4	12.5	40	2	0.8	3.1	-0.57	28	101	46	46	43
11	77	228.9	17.3	51	229.2	18.4	40	0	1.1	2.9	-1.50	7	77	31	40	35
12	57	228.0	17.7	37	224.8	17.7	23	-3	1.6	1.2	-2.34	1	57	21	37	43

Math: Math K-12



Student Growth Summary Report

Aggregate by School

Term: Fall 2020-2021
District: Richmond Community Schools

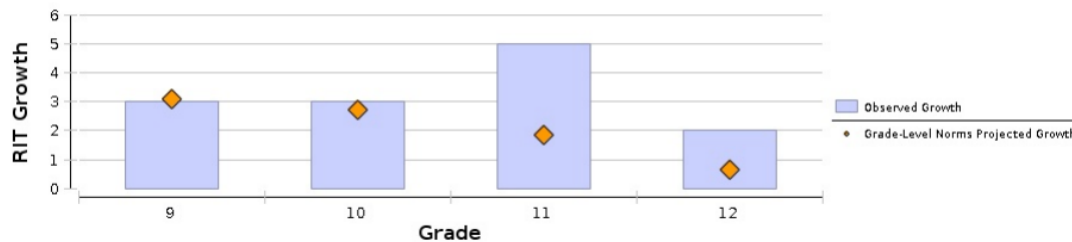
Norms Reference Data: 2020 Norms.
Growth Comparison Period: Fall 2020 - Fall 2021
Weeks of Instruction: Start - 2 (Fall 2020)
End - 4 (Fall 2021)
Grouping: None
Small Group Display: No

Richmond High School

Language Arts:
Reading

		Comparison Periods						Growth Evaluated Against									
		Fall 2020			Fall 2021			Growth		Grade-Level Norms			Student Norms				
Grade (Fall 2021)	Total Number of Growth Events†	Mean RIT Score	Standard Deviation	Achievement Percentile	Mean RIT Score	Standard Deviation	Achievement Percentile	Observed Growth	Observed Growth SE	Projected School Growth	School Conditional Growth Index	School Conditional Growth Percentile	Number of Students With Growth Projections	Number of Students Who Met Their Growth Projection	Percentage of Students Who Met Growth Projection	Student Median Conditional Growth Percentile	
		107	217.1	13.9	47	220.3	14.0	56	3	0.9	3.1	0.06	52	107	55	51	49
		105	216.9	13.3	43	219.6	14.0	41	3	1.0	2.7	-0.01	50	105	59	56	55
		90	210.4	19.9	10	215.1	21.6	15	5	1.7	1.8	1.84	97	90	59	66	77
		37	211.8	24.7	8	213.8	24.4	14	2	2.7	0.6	0.82	79	37	22	59	67

Language Arts: Reading



Guaranteed Learning for All Students!

In compliance with Title VI of the Civil Rights Act of 1964, Title IX of the Education amendments of 1972, Section 504 of Rehabilitation Act of 1973, the Age Discrimination Act of 1975, Title II of the Americans with Disability Act of 1990, and Elliott-Larsen Civil Rights Act of 1977, it is the policy of the Richmond Community School District that no person shall, on the basis of race, color, religion, military status, national origin or ancestry, sex (including sexual orientation), disability, age (except as authorized by law), height, weight, or marital status be excluded from participation in, be denied the benefits of, or be subjected to, discrimination during any program, activity, service or employment. Inquiries related to any nondiscrimination policies should be directed to the Superintendent, 35276 Division Road, Richmond, MI 48062, (586) 727-3565.



Student Growth Summary Report

Aggregate by School

Term: Fall 2020-2021
District: Richmond Community Schools

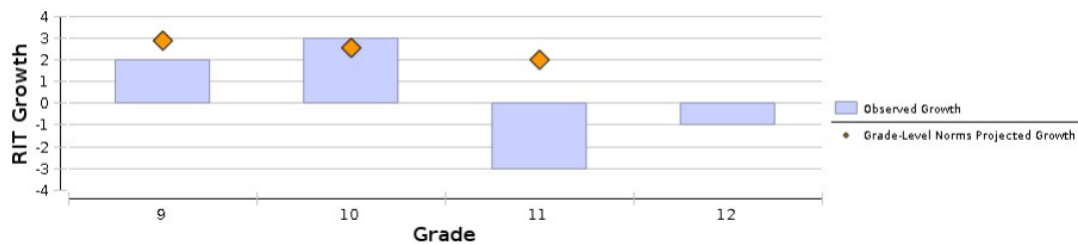
Norms Reference Data: 2020 Norms.
Growth Comparison Period: Fall 2020 - Fall 2021
Weeks of Instruction: Start - 2 (Fall 2020)
End - 4 (Fall 2021)
Grouping: None
Small Group Display: No

Richmond High School

Language Arts:
Language Usage

		Comparison Periods						Growth Evaluated Against										
		Fall 2020			Fall 2021			Growth		Grade-Level Norms			Student Norms					
Grade (Fall 2021)	Total Number of Growth Events	Mean RIT Score	Standard Deviation	Achievement Percentile	Mean RIT Score	Standard Deviation	Achievement Percentile	Observed Growth	Observed Growth SE	Projected School Growth	School Conditional Growth Index	School Conditional Growth Percentile	Number of Students With Growth Projections	Number of Students Who Met Their Growth Projection	Percentage of Students Who Met Growth Projection	Student Median Conditional Growth Percentile		
		9	76	217.7	12.5	64	219.8	13.1	66	2	0.7	2.9	-0.55	29	76	39	51	50
		10	102	215.3	13.0	44	217.8	12.4	44	3	1.0	2.6	-0.04	48	102	49	48	47
		11	95	222.9	11.8	74	220.1	15.5	47	-3	1.0	2.0	-4.05	1	95	30	32	31
		12	86	219.0	16.5	41	217.9	18.5		-1	1.2				0			

Language Arts: Language Usage



Student Growth Summary Report

Aggregate by School

Term: Fall 2019-2020
District: Richmond Community Schools

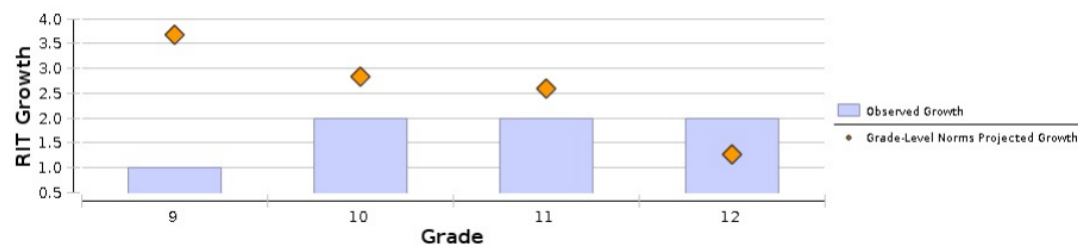
Norms Reference Data: 2020 Norms.
Growth Comparison Period: Fall 2018 - Fall 2019
Weeks of Instruction: Start - 4 (Fall 2018)
End - 4 (Fall 2019)
Grouping: None
Small Group Display: No

Richmond High School

Math: Math K-12

		Comparison Periods						Growth Evaluated Against									
		Fall 2018			Fall 2019			Growth		Grade-Level Norms			Student Norms				
Grade (Fall 2019)	Total Number of Growth Events	Mean RIT Score	Standard Deviation	Achievement Percentile	Mean RIT Score	Standard Deviation	Achievement Percentile	Observed Growth	Observed Growth SE	Projected School Growth	School Conditional Growth Index	School Conditional Growth Percentile	Number of Students With Growth Projections	Number of Students Who Met Their Growth Projection	Percentage of Students Who Met Growth Projection	Student Median Conditional Growth Percentile	
		95	224.2	12.2	47	225.5	13.9	46	1	0.7	3.7	-1.29	10	95	35	37	37
		98	228.0	14.7	56	230.2	16.4	54	2	0.7	2.8	-0.37	35	98	46	47	46
		99	230.1	17.0	54	231.7	19.2	50	2	1.1	2.6	-0.59	28	99	49	49	47
		74	236.7	22.5	68	239.1	23.1	71	2	0.9	1.3	0.63	73	74	40	54	57

Math: Math K-12



Guaranteed Learning for All Students!

In compliance with Title VI of the Civil Rights Act of 1964, Title IX of the Education amendments of 1972, Section 504 of Rehabilitation Act of 1973, the Age Discrimination Act of 1975, Title II of the Americans with Disability Act of 1990, and Elliott-Larsen Civil Rights Act of 1977, it is the policy of the Richmond Community School District that no person shall, on the basis of race, color, religion, military status, national origin or ancestry, sex (including sexual orientation), disability, age (except as authorized by law), height, weight, or marital status be excluded from participation in, be denied the benefits of, or be subjected to, discrimination during any program, activity, service or employment. Inquiries related to any nondiscrimination policies should be directed to the Superintendent, 35276 Division Road, Richmond, MI 48062, (586) 727-3565.



Student Growth Summary Report

Aggregate by School

Term: Fall 2019-2020
District: Richmond Community Schools

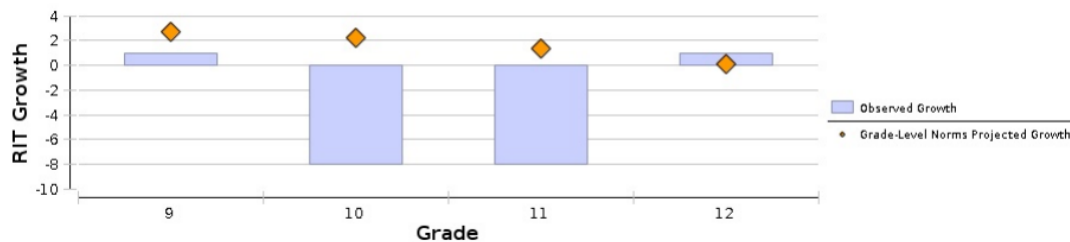
Norms Reference Data: 2020 Norms.
Growth Comparison Period: Fall 2018 - Fall 2019
Weeks of Instruction: Start - 4 (Fall 2018)
End - 4 (Fall 2019)
Grouping: None
Small Group Display: No

Richmond High School

Language Arts:
Reading

		Comparison Periods						Growth Evaluated Against										
		Fall 2018			Fall 2019			Growth		Grade-Level Norms				Student Norms				
Grade (Fall 2019)	Total Number of Growth Events†	Mean RIT Score	Standard Deviation	Achievement Percentile	Mean RIT Score	Standard Deviation	Achievement Percentile	Observed Growth	Observed Growth SE	Projected School Growth	School Conditional Growth Index	School Conditional Growth Percentile	Number of Students With Growth Projections	Number of Students Who Met Their Growth Projection	Percentage of Students Who Met Growth Projection	Student Median Conditional Growth Percentile		
		95	216.3	11.8	41	217.6	13.1	45	1	0.9	2.7	-0.85	20	95	41	43	40	
		93	219.2	14.1	51	210.7	20.3	10	-8	1.6	2.3	-7.23	1	93	16	17	21	
		91	220.4	15.8	45	212.2	22.8	8	-8	1.7	1.4	-6.26	1	91	23	25	23	
		38	221.8	22.8	42	222.4	22.2	44	1	1.7	0.1	0.28	61	38	17	45	50	

Language Arts: Reading



Student Growth Summary Report

Aggregate by School

Term: Fall 2019-2020
District: Richmond Community Schools

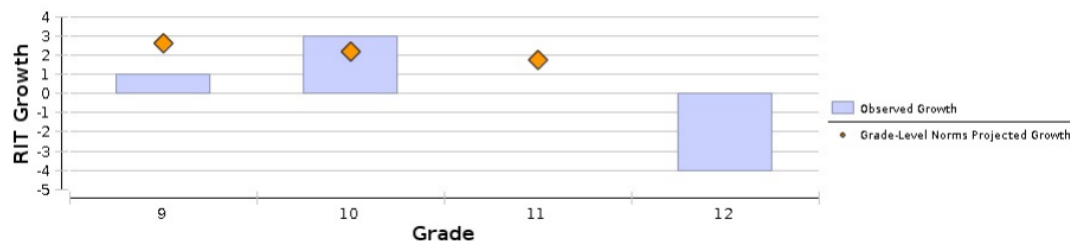
Norms Reference Data: 2020 Norms.
Growth Comparison Period: Fall 2018 - Fall 2019
Weeks of Instruction: Start - 4 (Fall 2018)
End - 4 (Fall 2019)
Grouping: None
Small Group Display: No

Richmond High School

Language Arts:
Language Usage

Language Usage		Comparison Periods										Growth Evaluated Against					
		Fall 2018			Fall 2019			Growth		Grade-Level Norms			Student Norms				
Grade (Fall 2019)	Total Number of Growth Events†	Mean RIT Score	Standard Deviation	Achievement Percentile	Mean RIT Score	Standard Deviation	Achievement Percentile	Observed Growth	Observed Growth SE	Projected School Growth	School Conditional Growth Index	School Conditional Growth Percentile	Number of Students With Growth Projections	Number of Students Who Met Their Growth Projection	Percentage of Students Who Met Growth Projection	Student Median Conditional Growth Percentile	
9	92	215.8	10.4	52	216.9	11.2	51	1	0.8	2.6	-1.07	14	92	36	39	42	
10	95	219.8	11.1	66	223.0	11.5	73	3	0.8	2.2	0.81	79	95	53	56	53	
11	102	221.3	14.6	64	221.7	16.9	56	0	1.0	1.8	-1.19	12	102	54	53	52	
12	91	223.0	17.2	64	218.5	19.7		-4	1.1				0				

Language Arts: Language Usage



Guaranteed Learning for All Students!

In compliance with Title VI of the Civil Rights Act of 1964, Title IX of the Education amendments of 1972, Section 504 of Rehabilitation Act of 1973, the Age Discrimination Act of 1975, Title II of the Americans with Disability Act of 1990, and Elliott-Larsen Civil Rights Act of 1977, it is the policy of the Richmond Community School District that no person shall, on the basis of race, color, religion, military status, national origin or ancestry, sex (including sexual orientation), disability, age (except as authorized by law), height, weight, or marital status be excluded from participation in, be denied the benefits of, or be subjected to, discrimination during any program, activity, service or employment. Inquiries related to any nondiscrimination policies should be directed to the Superintendent, 35276 Division Road, Richmond, MI 48062, (586) 727-3565.

5. IDENTIFY THE NUMBER AND PERCENT OF STUDENTS REPRESENTED BY PARENTS AT PARENT-TEACHER CONFERENCES:

2020-21 School Year – 189 students represented, which equates to 36 percent of the student body

2019-20 School Year – 205 students represented, which equates to 41 percent of the student body

2018-19 School Year – 212 students represented, which equates to 43 percent of the student body.

2017-18 School Year – 219 students represented, which equates to 46 percent of the student body.

2016-17 School Year – 216 students represented, which equates to 40 percent of the student body.

2015-16 School Year - 250 students represented, which equates to 57 percent of the student body

6. FOR HIGH SCHOOLS, ONLY ALSO REPORT ON THE FOLLOWING:

a. THE NUMBER AND PERCENT OF POSTSECONDARY ENROLLMENTS (DUAL ENROLLMENT.

- i. Richmond High School had 27 Dual Enrollment students for the 2020/21 School Year. This equates to 5.1 %

b. THE NUMBER OF COLLEGE EQUIVALENT COURSES OFFERED (AP/IB) i. Richmond High School offered 8 AP courses in the 2019/20 School year.

- i. Richmond High School offered 8 AP courses in the 2020/21 School year.

c. THE NUMBER AND PERCENTAGE OF STUDENTS ENROLLED IN COLLEGE EQUIVALENT COURSES (AP/IB)

- i. Richmond High School had 83 students enrolled in AP/IB courses in the 2020/21 School year. This equates to 32.8% of eligible students.

d. THE NUMBER AND PERCENTAGE OF STUDENTS RECEIVING A SCORE LEADING TO COLLEGE CREDIT.

- i. Richmond High School had 12 students receive a score leading to college credit during the 2020/21 School year. This equates to 63% of those who took the test.

Richmond High School will continue to be committed to providing a quality education for our students. Please visit our district website at www.richmond.k12.mi.us for more information about our school. Together, we can work to help all students succeed.

Sincerely,

Andrew Kastl

Richmond High School Principal

Guaranteed Learning for All Students!